


Managing ClustrixGUI Users

To manage ClustrixGUI Users, click on the person icon in the upper right of ClustrixGUI. 

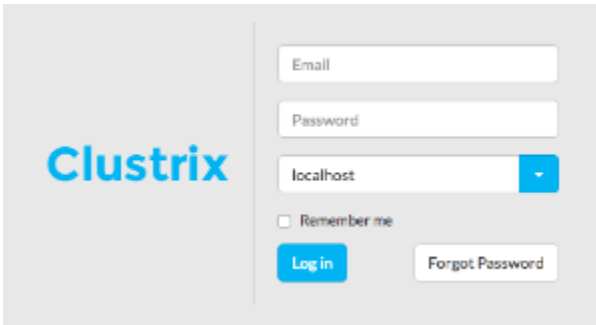
The Manage Users page manages ClustrixGUI users only, not database users.

Logging into ClustrixGUI for the first time


ClustrixGUI is included automatically as part of every ClustrixDB installation. To access ClustrixGUI, use a web browser to connect to the IP or hostname of one ClustrixDB nodes and specify port 8080 (e.g. <http://10.2.15.173:8080/>). Chrome is recommended.

If you are logging in for the first time, provide the following temporary credentials:

- Email: noreply@clustrix.com
- Password: clustrix
- Target: localhost



The image shows the Clustrix login interface. On the left is the Clustrix logo. On the right is a login form with the following fields: 'Email' (text input), 'Password' (password input), and 'localhost' (dropdown menu). Below these fields is a 'Remember me' checkbox. At the bottom of the form are two buttons: 'Log in' (blue) and 'Forgot Password' (white).

Clustrix strongly recommends that you create a new user and delete the noreply@clustrix.com user. To create a new user, access the "Manage Users" in the upper right corner of any page by clicking on .

Adding new Users

1. Click on "Add a New User"
2. Fill in First Name, Last Name, and Email Address
3. Choose an access role from one of the following:

Role	View all pages	Administer Users	View Flex Page	Perform Flex Actions
Admin	✓	✓	✓	✓
Basic	✓	✗	✓	✗
Support	✓	✗	✓	✗


4. Click on "Create User", which will send an email asking the User to confirm their account and set a password.

Password Reset

A user will be locked out of his account if he enters his password incorrectly 5 or more times. To reset the password, the user can request a new password from the login page, or an administrator can click "Reset Password" from the Manage Users page. In either case, an email will be sent to the user with a link to reset the password.

Contact [Clustrix Support](#) for information on how to reset the password for the noreply@clustrix.com user.

Deleting Users

Administrators can delete Users by clicking on the  icon.